

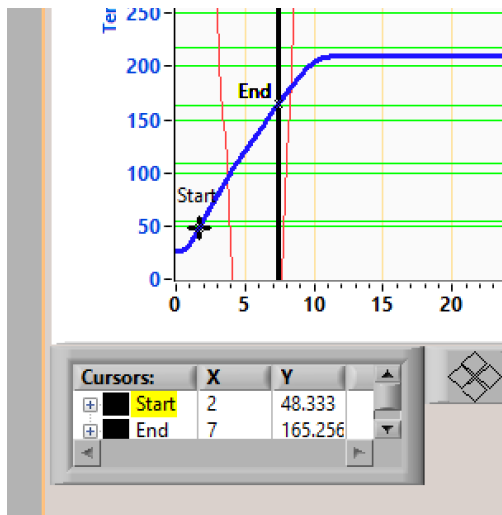
Checking the Slope of Temperature Increase Rate in DSC Tester

Description



DSC Tester

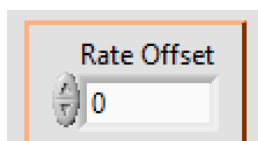
In DSC-time page of DSC tester move two cursors (Start and End) in the temperature increasing rate section to the linear section of graph.



In the bottom section of graph you see data for two cursors. time and temperature data for that two cursor is indicated. you can easily calculate the slope of the line.

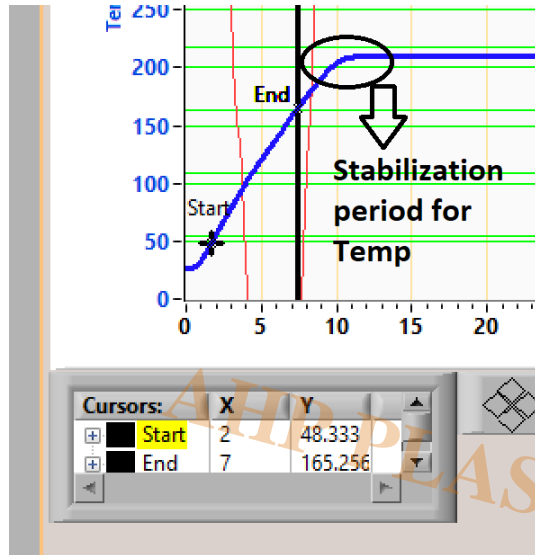
for the above example $(165.2 - 48.33) / (7 - 2)$ the unit is C/min. If it varies from the set value you can set offset value for this in setting page.

Go to setting page and find rate offset.



In the above example calculated rate is 23.3C/min While we set to 20C/min. then need to set rate offset value as -3.3C/min.

Also be noted not no consider stabilization time for this calculation.



Category

1. How to Use
2. Software Guide